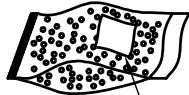
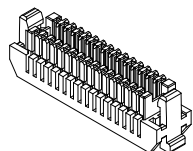


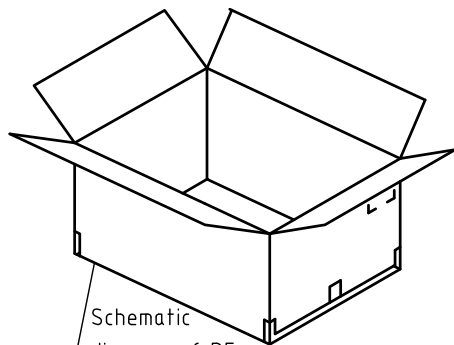
**RoHS**  
COMPLIANT

Step 1: Place Housing into PE bag and seal PE bag. Label.  
将 Housing放入PE袋内, 并将PE袋封好, 贴上标签.

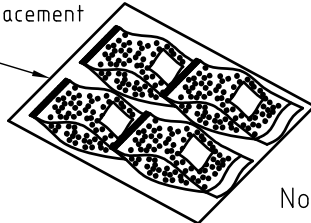


Label

Step 2: Put PE bag packed products in cartons,  
Packing detail see the table right  
将装好产品的PE袋放入纸箱内, 详细包装见右表

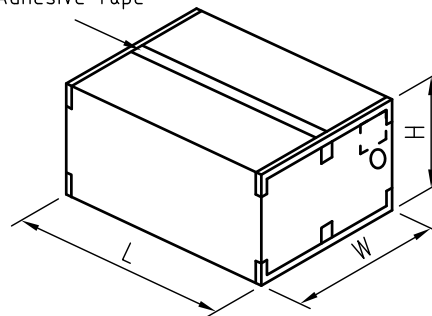


Schematic diagram of PE bag placement



Step 3: Put PE bag packed products in cartons,  
Packing detail see the table right  
将装好产品的PE袋放入纸箱内, 详细包装见右表

Adhesive Tape



Circuits	PCS/Bag
2×3	1000
2×5	1000
2×6	1000
2×10	1000
2×15	1000
2×20	1000
2×25	1000

Note注解:

- There shall be no dirt such as deformation phenomenon, Mantissa box fillers must be used  
每箱不可有脏污, 变形现象, 尾数箱必须用填充物
- Confirm whether the inner and outer labels are missing and the content must be consistent with the actual product  
确认内外标签有无漏失, 内容与实物必须一致
- Packing quantity per carton depends on order and delivery quantity  
每箱包装数量依订单及交货数量而定

	SPEC.	Remark
Carton 1	L460mm×W460mm×H510mm	Use the appropriate carton size according to the actual order quantity 根据实际订单数量使用合适的纸箱尺寸
Carton 2	L500mm×W500mm×H305mm	
Carton 3	L580mm×W580mm×H320mm	



MARK

1

2

3

4

5

6

7

8

9

TOLERANCE  
X.X ±0.30  
X.XX ±0.20  
X.XXX ±0.10  
Angle ±2°

TITLE:  
SHLD1.0 HOUSING  
Packing

UNIT:mm SCALE:N/A

DRAWN: Arwin 2020.03.05

CHECKED:

APPROVED:


SHEET:1/1 PROJECTION

**KONNRA** 东莞市康瑞电子有限公司  
DongGuan Konnra Electronics Co.,Ltd.

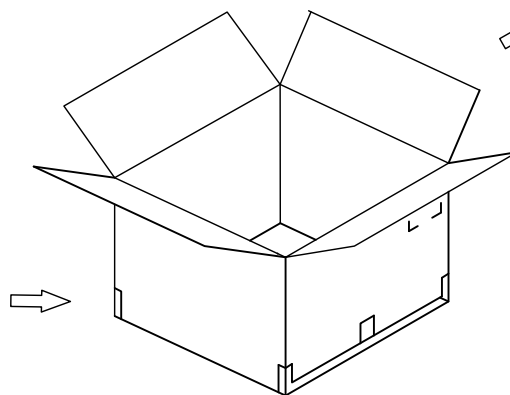
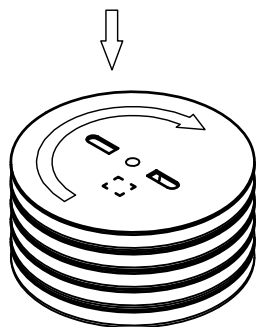
PART NO.:H10070\*\*\*\*01A

REV.:A1 DRAWING NO.:1007H101-A-P

**RoHS**  
COMPLIANT



Package way



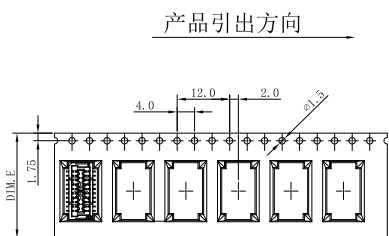
Note注解:

1. There shall be no dirt such as deformation phenomenon, Mantissa box fillers must be used  
每箱不可有脏污，变形现象，尾数箱必须用填充物
2. Confirm whether the inner and outer labels are missing and the content must be consistent with the actual product  
确认内外标签有无漏失，内容与实物必须一致
3. Quantity(数量): 15K PCS/REEL (15K PCS/盘)  
Packing quantity per carton depends on order and delivery quantity  
每箱包装数量依订单及交货数量而定

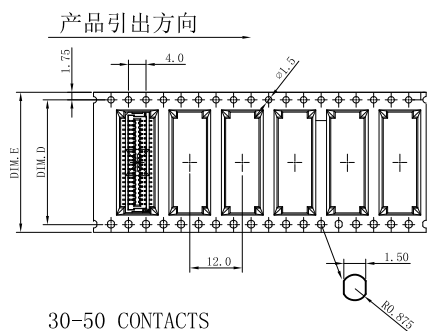
	SPEC.	Remark
Carton 1	L460mm×W460mm×H510mm	Use the appropriate carton size according to the actual order quantity 根据实际订单数量使用合适的纸箱尺寸
Carton 2	L500mm×W500mm×H305mm	
Carton 3	L580mm×W580mm×H320mm	

F					TOLERANCE	TITLE:	DRAWN: <i>Arwin 2020.03.05</i>	KONNRA 东莞市康瑞电子有限公司 DongGuan Konnra Electronics Co.,Ltd.			
					X.X ±0.30	SHLD1.0 Terminal	CHECKED:				
					X.XX ±0.20	Packing	APPROVED:	PART NO.: T1007****01A			
MARK	REVISION DESCRIPTION	SIGNATURE	DATE	X.XXX ±0.10	UNIT:mm	SCALE:N/A	SHEET:1/1	PROJECTION	REV.:A1	DRAWING NO.:1007T101-C-P	
	1	2	3	4			5	6	7	8	9

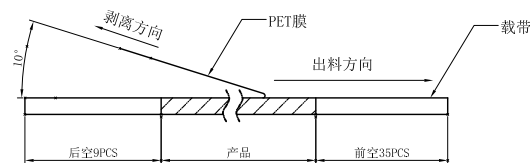
RoHS COMPLIANT



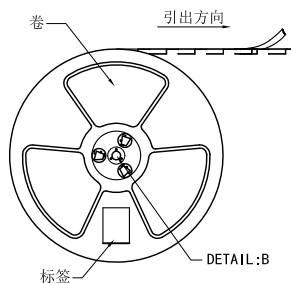
06-24 CONTACTS



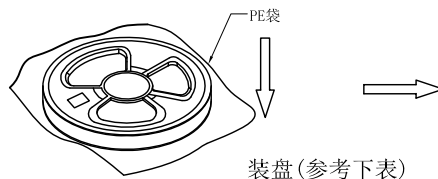
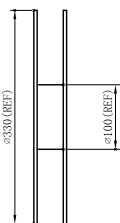
30-50 CONTACTS



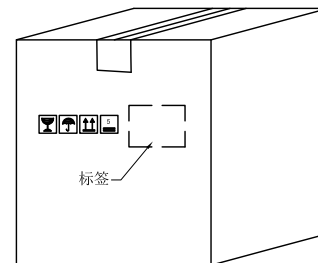
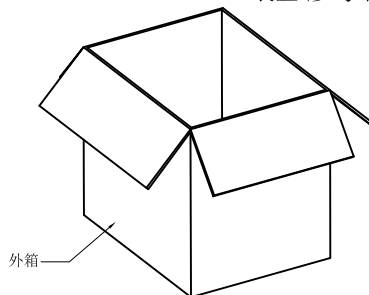
(PET膜剥离示意图)



DETAIL:B



装盘(参考下表)



纸箱规格:355\*355\*340

CKT.	DimD	DimE	Q'ty/Reel	Packing (Reel/Caton)
06	-	16	1000PCS	14/Reel
12-24	-	24	1000PCS	10/Reel
30-40	28.4	32	1000PCS	8/Reel
50	40.4	44	1000PCS	6/Reel

包装说明:

- 把成品包入卷盘中,每盘装1000PCS;卷盘上贴上标签,将装好产品的卷盘放入PE袋中真空封装后放进外箱中,外箱上贴上标签;
- 所有材料有害物控制需符合RoHS标准.

F					TOLERANCE X.X ±0.30 X.XX ±0.20 X.XXX ±0.10 Angle ±2°	TITLE: SHLD 1.0 SMT Series packing	DRAWN: Arvin 2020.03.05		KONNRA 东莞市康瑞电子有限公司	
							CHECKED:		DongGuan Konnra Electronics Co., Ltd.	
							APPROVED:		PART NO.: 1007VS****0101RA	
MARK	REVISION DESCRIPTION	SIGNATURE	DATE		UNIT: mm	SCALE: N/A	SHEET: 1/1	PROJECTION	REV.: A1	DRAWING NO.: 1007WVS201-A-P